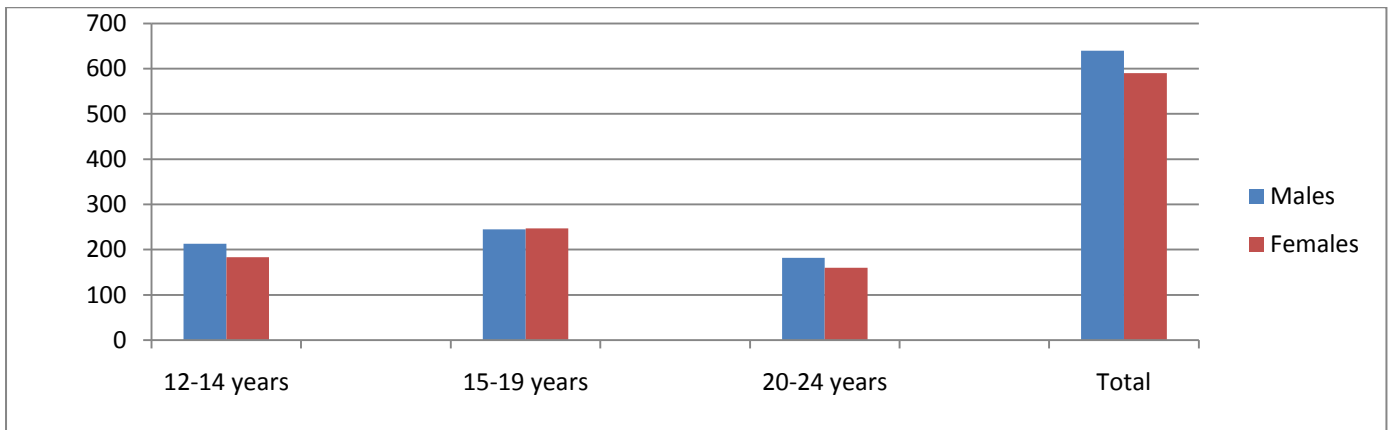


The following is a summary of key data from the Australian Bureau of Statistics 2010 Census. When viewing you will need to keep in mind, 2 years have passed since the collection of data. The data for the Burdekin includes, the surrounding area, including Brandon, and Home Hill.

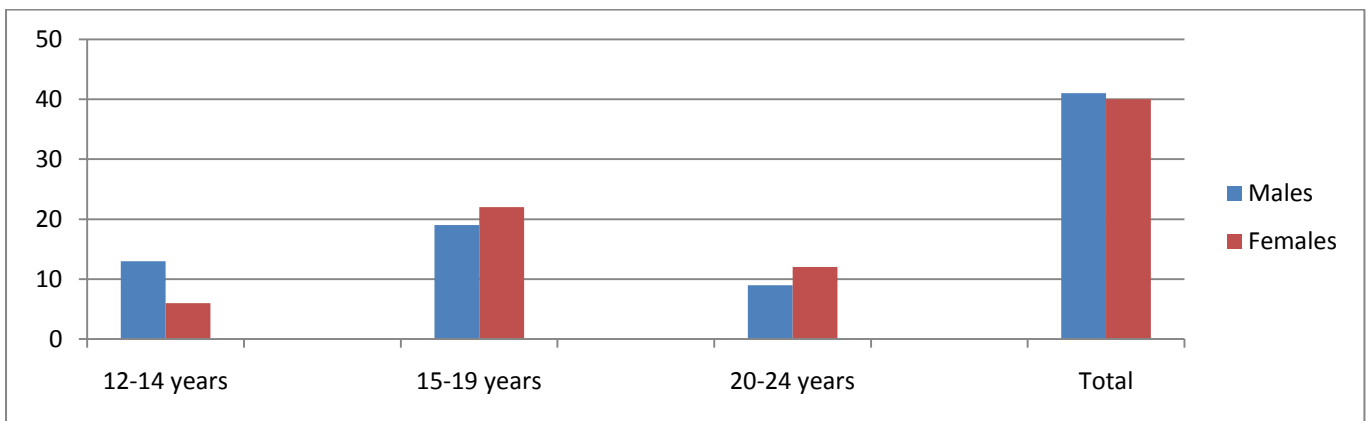
YOUTH POPULATION – 12 TO 24 YEARS



The gender distribution is 48% (590) female and 52% (640) male. The gender balance is consistent in the age group 15-19 years, however in the age group prior and post to this cluster the male gender has a higher distribution.

Age distribution includes 32% (396) between the ages of 12 to 14 years; 40% (492) between the ages of 15 to 19 years; 28% (342) between the ages 20 to 24 years

The *Indigenous Australian proportion of the Burdekin Region populations* is provided below.



The Indigenous Australian population attributes to 7% of Ingham Region Youth population. The gender distribution is 50% (40) female and 50% (41) male. The male gender dominates the 12-14 year age group.

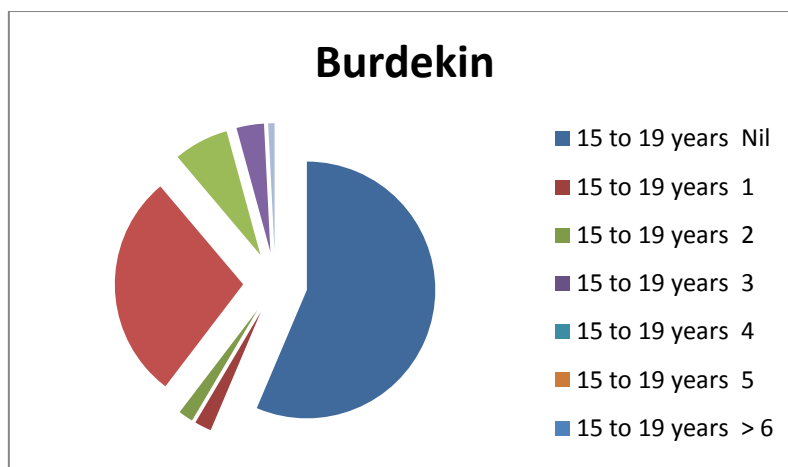
Age distribution includes 23% (19) between the ages of 12 to 14 years, representing 5% of Burdekin Region 12 to 14 year olds. 51% (41) between the aged of 15 to 19 representing 8% Burdekin 15 to 19 year olds, and 26% (21) between the age of 20 to 24 years, representing 6% of Burdekin’s 20 to 24 year olds.

A large percentage of Indigenous Youth in the Burdekin Region are between the ages of 15 to 19. In 2012 this means that they are now 17 to 21 and looking for work.

There were a total of 348 persons or 4% of the Burdekin population, who did not state or choose an Indigenous status.

YOUTH AS PARENTS – NUMBER OF CHILDREN BORN BY AGE OF PARENT

The young parent’s data is based on the count of females from 15 years and over. In the 15 to 24 years aged distribution 28 people have not stated their status regarding birth of children.



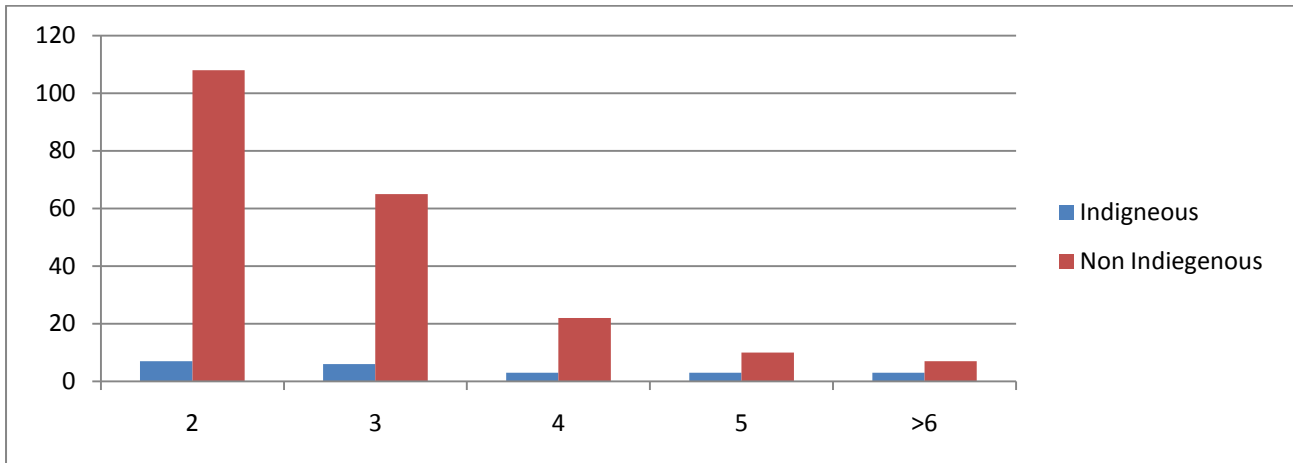
There is a total of 15 youth between the ages of 15 to 19 years residing in the Burdekin Region who have given birth to one or two children. This increases to 39 between the ages of 20 to 24 years. A total of 54 females between the ages of 15 to 24 have children representing 13% of females in this age group.

Data for number of children born by age of parents was not presented for Indigenous Australians, therefore no analysis of Indigenous Australians as young parents is provided.

One – Parent Households

The composition of a household and the number of persons residing in the household can also greatly impact on Youth. The representation of one parent families in the Burdekin Region is 8%. Of the 2 979 households 234 have a family composition of **one parent**.

The data for “Household composition and family by number of persons” does not describe the age of all people residing in the household. Therefore the analysis does not provide the detail of whether all other persons residing in the household are dependents of the “One Parent”, or whether there are other adults residing in the house who are not in a relationship or dependant on the sole parent.

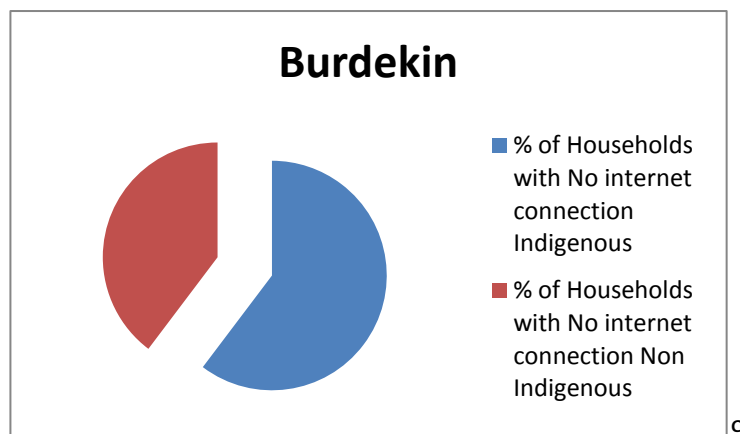


From the data provided the analysis does determine that 18% (22) of Indigenous households in the Burdekin Region are a one parent family, compared to 7% (212) of Non-Indigenous households. **Indigenous households in the Burdekin Region are two and half times more likely to have one parent.**

24% of Indigenous households have five or more people in them compared to 10% of non-Indigenous households.

INTERNET ACCESS

The technological divide can impact on Youth in many ways, with the most prominent influence being the education and training sector which have a high reliance on the internet. Youth without access are greatly disadvantaged when it comes to research, completion of assignments, and access to on-line courses. Families are also disadvantaged by not being able to access on-line shopping or on-line forms from government and non-government services. There are a total of 28% (837) households in the Burdekin Region without internet access. Of The 122 Indigenous households 41% don't have internet access compared to 27% of non-Indigenous households.



9

YOUTH EDUCATION

Attending Secondary Education

Youth between the age of 13-17 attending secondary education

	Males	Females
Aged between 13-17	313	301
Enrolled in Secondary	277	283
Variance	36	18

There are 54 Youth between the ages of 13 to 17 who were not enrolled in secondary education. This represents 9% of this age groups population. With only 10 fulltime TAFE enrolments between the ages of 15-24 the probability that this age group has continued their studies is unlikely.

Highest level of School

The data is taken for those between the ages of 20 – 24 years. The previous cluster of 15-19 was not considered as many would still be enrolled in schools and not completed their education.

20-24 years of age – Highest year of school

	Year 8	Year 10	Year 12
Males	0	36	90
Females	0	30	105

The male population in Ingham is higher than females by 22 in this age group. 50% of the males obtained a year 12 compared to 63% of females. As a rural location, male students may have opted for trade or agriculture work after completing year 10. Some may have dropped out of education and training altogether.